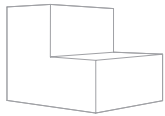


STATEMENT OF LINE

From tables to seating, technology to space division, Gather™ provides a comprehensive lineup of solutions.

SEATING

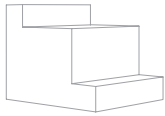
Rise™



Two-Tier

34"H x 36"W x 40"D

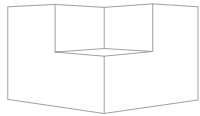
Top and Bottom Tiers
17"H x 20"D



Three-Tier

34"H x 36"W x 40"D

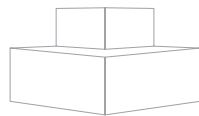
Top Tier 8½"H x 10"D
Middle Tier 16"H x 18"D
Bottom Tier 9½"H x 12"D



Inside Corner

34"H x 40"W x 40"D

Top and Bottom Tiers
17"H x 20"D




Outside Corner

34"H x 40"W x 40"D

Top and Bottom Tiers
17"H x 20"D

Clubhouse™




Clubhouse

56¾"D x 102"W x 54"H
70"D x 102"W x 54"H
84"D x 102"W x 54"H

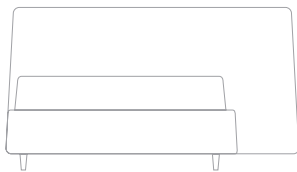
57½"D x 102"W x 83"H
70"D x 102"W x 83"H
84"D x 102"W x 83"H

Mind-Share®



Bench with Screen

52"W bench with 52" or 72"W screen
60"W bench with 60" or 80"W screen
72"W bench with 72" or 92"W screen



Screen height 50"
Seat height 18"
Bolster height 10"
Overall height 68"
Overall depth 25"



Bench with Bolster

52"W bench with 47"W bolster
60"W bench with 55"W bolster
72"W bench with 67"W bolster

Seat height 18"
Bolster height 10"
Overall height 28"
Overall depth 25"



Bench

18"H x 52"W x 19"D
18"H x 60"W x 19"D
18"H x 72"W x 19"D

Parallel™



Sofa

30"H x 76"W x 29¼"D



Club Chair

30"H x 36"W x 29¼"D

Club Plus Chair

30"H x 40"W x 29¼"D

Reflect™



Reflect

50¾"H x 44¾"W x 32¾"D

Linger™



Overall 30½"H x 29"W x 27½"D
Seat 17¾"H x 27"W x 23¼"D

Take-5™



Chair Overall 34½"H x 23¼"W x 23⅝"D
Seat 18"H x 18⅜"W x 16½"D

Stool Overall 33"H x 20¾"W x 20½"D
Seat 30¾"H x 15½"W x 15⅝"D

Optional upholstered seat cushion is available for chair and stool.

Scooch™



18"H x 19¾"W x 19¼"D

Vicinity™



Chair Overall 39"H x 26"W x 26"D
Seat 16"H x 19½"W x 15¼"D

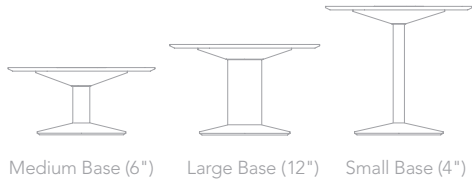


Counter Overall 44"H x 26"W x 26"D
Seat 16"H x 19½"W x 15¼"D

Bar Overall 44"H x 26"W x 26"D
Seat 16"H x 19½"W x 15¼"D

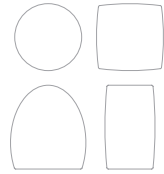
TABLES

All-Around™



Medium Base (6") Large Base (12") Small Base (4")

Lounge (22"H): 30" - 48" tabletops
Seated (29"H): 30" - 72" tabletops
Standing (42"H): 30" - 48" tabletops




Round 30", 36", 42", 48", 54", 60" dia.
Soft Square 30", 36", 42", 48", 54", 60"

View 54"W x 48" / 60" / 72"L
Boat 30" / 36"W x 52" / 60" / 72"L

Base diameter increases with tabletop size. See price list for details.
 Round, Soft Square, and View shapes are available with or without power.
 Boat shape is available without power only. Power with Twist-and-Lift™
 cover or pop-up power is available on powered tables 42" and larger.

Harvest™

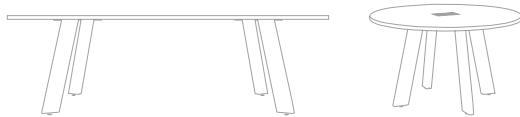


Seated (29½"H) Standing (42"H)

Widths 72", 96", 120" **Widths** 72", 96", 120"
Depths 36", 42", 48" **Depths** 36", 42", 48"

Options include split or full top for seated- and standing-height tables. Multiple power/data options are available. Please see price list for details.

Gather™ Community



Widths 72", 96", 120"
Depths 36", 42", 48"
Height 29"

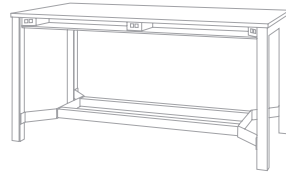
Vicinity



Seated (29"H) Counter (36"H) Bar (42"H)

Top Widths 30", 36", 42", 48"

Harvest™ Rustic and Metal



Seated (29"H)
 Standing (42"H)

Square 54", 60"
Rectangle Widths 72", 84", 96", 120"
Rectangle Depths 36", 42", 48"

Belong®



Coffee Table 16"H x 32" dia.
Side Table 21"H x 16" dia.

Transfer™



26" H
Trapezoid Top
 16" / 24"W x 16"D
Oval Top
 25"W x 18"D

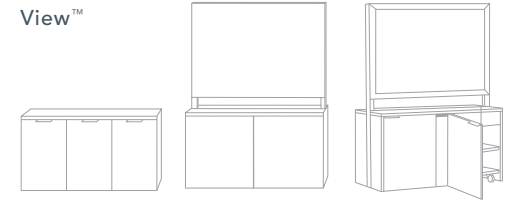
MEETING SUPPORT

Sketch™



72"H x 29"W x 20¾"D

View™



Marker Board

Monitor

Credenza 27"H x 48"W x 22"D

Options include pull-out bin and large and small shelves.

Credenza with Media Panel 64"H x 48"W x 22"D

Media panel accommodates up to 42" monitor (not included). Top drawer slides out for access to specifiable power (VGA or HDMI) on monitor side. Top drawer lifts open for additional storage on marker board side.

SPACE DIVISION

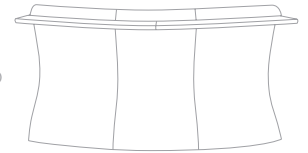
Hedge™



Floor-Anchored

Single 48" H x 32" W x 24" D
Double 48" H x 63" W x 26¼" D
Triple 48" H x 93½" W x 30¾" D

Tablet Depth 10"
Tablet Height 45½"



With Base (Counter-weighted)

Single Not available
Double 48" H x 65" W x 29¼" D
Triple 48" H x 95½" W x 33½" D

