

Allsteel®



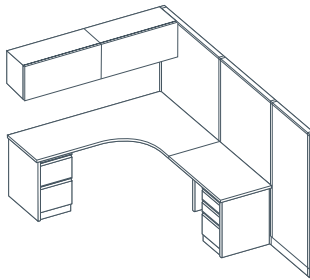
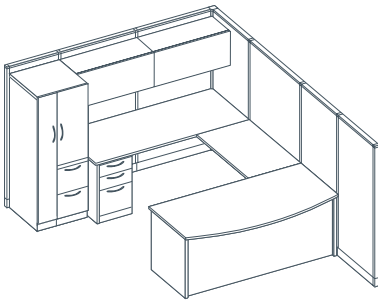
Cadence®

All the right choices.

Choose Cadence with confidence. It personalizes any work environment, accommodates a range of needs, and offers all the right features – curvilinear worksurface shapes, multiple worksurface edges, and a complete paint finish and laminate offering. Cadence is made to last with heavy-gauge steel construction and metal-reinforced worksurfaces. Metal-to-metal worksurface connection points make installation and reconfiguration reliable and easy. And Cadence is backed by a lifetime warranty.

Universally flexible.

Cadence sets up easily and reconfigures time after time. It works in the open plan, the private office, or in combination with Concensys®, Terrace®, and Optimize™ panels, allowing complete office coordination. It even shares components with Concensys, Terrace, and Optimize, which simplifies inventory management. Cadence is compatible with the entire line of Allsteel storage solutions and Extensions™ work tools to provide personalized organization for every workstyle.

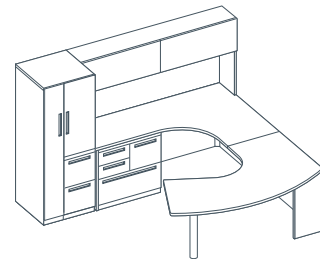
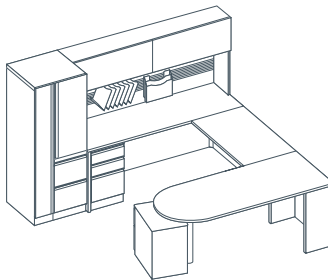
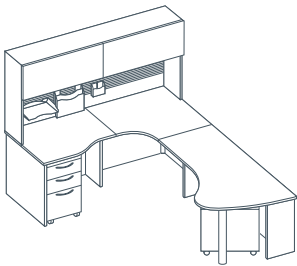


Systems integration

Cadence works in combination with Concensys or Optimize panels, extending the functionality of both product lines.

Highly adaptable

Make the most of building architecture by using an existing wall to create a semi-private workspace.



Space utilization

Multiple worksurface shapes offer unlimited design potential for using space creatively and efficiently.

Optimal organization

Cadence is compatible with Allsteel's complete line of storage and Extensions work tools to keep you on task throughout the workday.

Team interaction

Design flexibility allows you to create personal workspace and team collaboration in the same office.



Laminate (edge): Whitestone (Muslin) **Paint:** Flint
Tackboard fabric: Centurion Iron Ore
Seating upholstery: Centurion Iron Ore, Perennial Delphinium
Frame finish: Flint, Polished Aluminum



A half-height modesty panel offers privacy and room to stretch your legs.



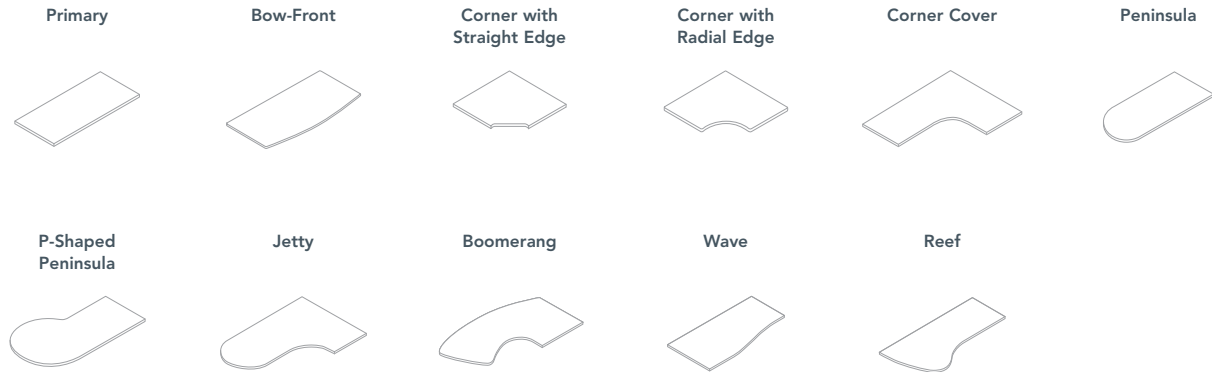
Support leg grommets manage cables and keep wiring out of sight.



Hutch-to-desk attachment preserves worksurface space.

Cadence Statement of Line

WORKSURFACES



STORAGE



Pedestals, laterals, and personal towers are available from the Align and Essentials collections. Overhead storage cabinets can be panel-mounted or wall-mounted using a wall track kit.

Cadence is created with worksurfaces, supports, modesty panels, end panels, and brackets. It's compatible with storage components from both the Align™ and Essentials™ collections and integrates with Concensys or Optimize panels.



We believe that we can make a real and lasting difference for our environment by designing relevant, durable, high-quality products that are guaranteed for years of use and reuse. For details, visit allsteeloffice.com/alltogethernow.

Allsteel®

Allsteel Inc.
Muscatine, Iowa 52761-5257
allsteeloffice.com

Form # A7352.B1 (07/15) Printed in USA



This FSC-certified paper contains 10% post-consumer recycled content.

©2015 Allsteel Inc.
Allsteel, Cadence, Concensys and Terrace are registered trademarks and Align, Essentials, Extensions, and Optimize are trademarks. Indoor Advantage is a trademark of SCS Global Services. level is a registered trademark of BIFMA International.

Allsteel supports green initiatives in the contract furniture industry as a member of the U.S. Green Building Council. Cadence is an SCS Indoor Advantage™ Gold and level® 2 certified product.



SCScertified.
INDOOR AIR QUALITY
Indoor Advantage | Furniture
GOLD

